



TEXARKANA  
COLLEGE

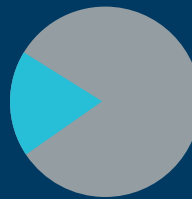


## 2022 FACT SHEET

# 5,272

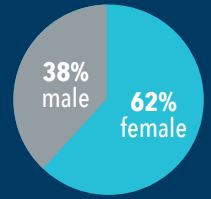
annual unduplicated headcount, including all credit & continuing education students

12.4%  
enrolled in  
technical  
programs



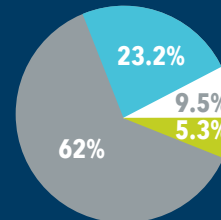
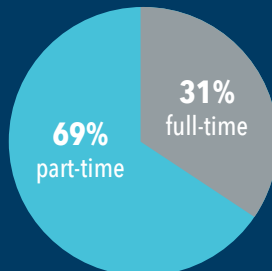
87.6%  
enrolled in  
academic  
programs

38%  
male  
62%  
female



# 3,573

Fall 2021 for-credit enrollment



### RACE/ETHNICITY

- other
- white
- hispanic
- black or african american

# 1,771

Fall 2021 dual credit enrollment

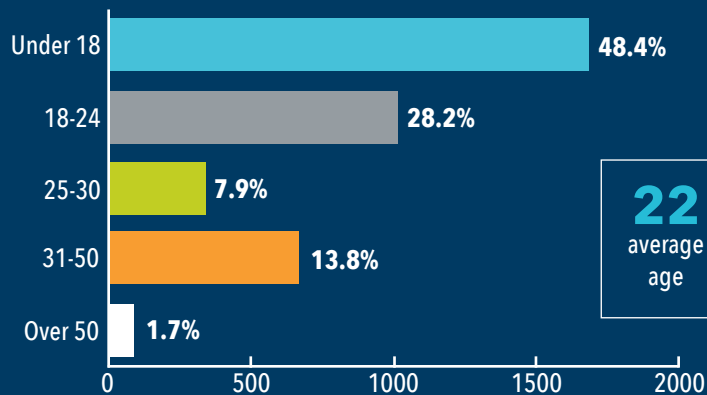
# 351

Fall 2021 first time in college (FTIC)

# 76%

FTIC have received Pell or other federal grants

### STUDENT AGE



22  
average  
age

TC has the **3rd highest** percentage of enrollment for African American students in Texas.

425  
associate degrees  
awarded in 2021

266  
certificates  
awarded in 2021

TC offers 14 unique technical programs and 12 academic degrees.

TC ranks **2nd** in the state for 3-year graduation rates with **44.7%** compared to the state average of **25%**

**GRADUATION RATES**

- 44.7%** 3-Year (Fall 2018 Cohort)
- 47.9%** 4-Year (Fall 2017 Cohort)
- 57.1%** 6-Year (Fall 2015 Cohort)

**3.4 years** average time to associate degree

**71** average SCH to associate degree compared to the state average of 80

**91.2%** certification and licensure pass rate (2019)

**\$13,823** average student debt

**35.9%** students with debt

It takes students an average of **3.4 years** to graduate from TC, compared to the state average of 3.8 years.

TC has the **highest** percent of degrees and certificates awarded to African American students.

**PERSISTENCE RATE (AT TC OR OTHER INSTITUTION)**

- 58.5%** One Year (Fall 2020 Cohort)
- 35.3%** Two Year (Fall 2019 Cohort)

**Tuition & Fees**

Per semester credit hour

- In-District ..... \$60
- Out-of-District..... \$119
- Non-Resident..... \$178
- General/Student Service Fees (per SCH)..... \$36
- Registration/Public Safety Fee (Per Student)..... \$50

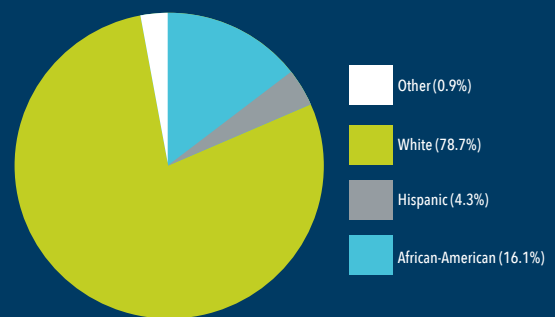
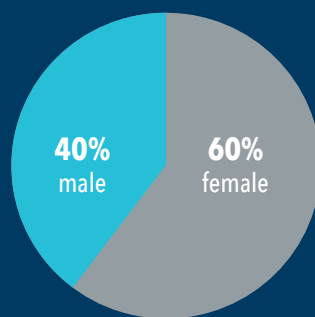
TC currently ranks 29th in the state for tuition and fee costs—**right in the middle.**

Not only do we have one of the lowest tax rates in East Texas, but our rate is also the **13th lowest in the state.** The state average tax rate is .180

**East Texas Community College Tax Rates (FY 2022)**

	<b>M&amp;O</b>	<b>I&amp;S</b>	<b>Total</b>
Panola	0.230	0.040	0.280
Tyler Junior College	0.160	0.040	0.200
Angelina College	0.146	0.018	0.164
Kilgore College	0.175		0.175
Trinity Valley	0.140		0.140
NTCC	0.045	0.085	0.130
Texarkana College	0.123		0.123
Paris Junior College	0.082		0.082

**TC EMPLOYEES**



**64.9%** SCH taught by full-time faculty

**22:01** student-faculty ratio

**96** full-time instructional personnel

**65** part-time instructional personnel

**118** full-time staff

**65** part-time staff

**Board of Trustees**

Board consists of seven elected members Four represent precincts and three are elected at-large.

**Library**

- Physical books ..... 52,135
- Digital/electronic books ..... 517,855
- Databases ..... 153
- Print periodicals..... 135

Sources: THECB Accountability, IPEDS, Institutional Data, TACC. Based on Fall 2020 data.