

TEXARKANA  
COLLEGE

#TCFirst



# 2021 FACT SHEET

## 6,786

annual unduplicated headcount, including all credit & continuing education students

## 3,810

Fall 2020 for-credit enrollment

## 1,718

Fall 2020 dual credit enrollment

## 429

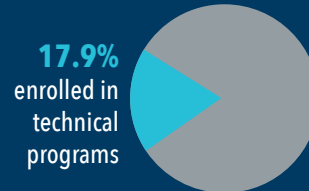
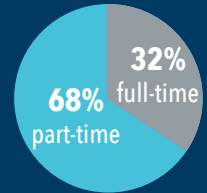
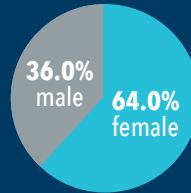
fall first time in college (FTIC)

## 5,278

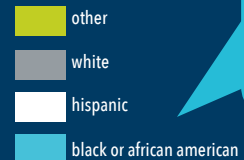
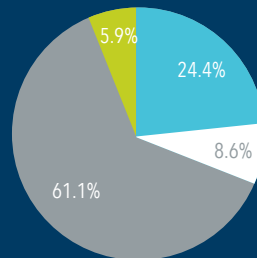
annual unduplicated headcount for credit students

## 76%

first time in college have received Pell

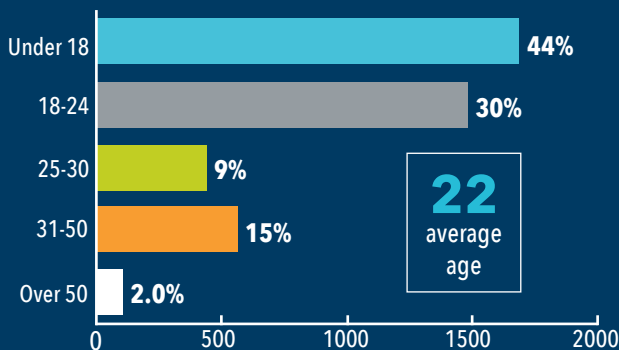


### RACE/ETHNICITY



TC has the **3rd highest** percentage of enrollment for African American students in Texas.

### STUDENT AGE



**22**  
average age

## 406

associate degrees awarded in 2020

## 544

certificates awarded in 2020

TC offers 14 unique technical programs and 12 academic degrees.



At **54.5%**, TC has the highest 4-year completion rate among Texas community colleges, compared to the state average of **25.2%**.

**3.6 years** average time to associate degree

It takes students an average of **3.6 years** to graduate from TC, compared to the state average of 3.9 years.

**69** average SCH to degree compared to the average of 82

**91.2%** certification and licensure pass rate (2019)

**\$13,738** average student debt

**32.7%** students with debt

TC has the **highest** percent of degrees and certificates awarded to African American students.

**GRADUATION RATES**

- 43.2%** 3-Year (Fall 2017 Cohort)
- 54.5%** 4-Year (Fall 2016 Cohort)
- 42.7%** 6-Year (Fall 2014 Cohort)

**PERSISTENCE RATE (AT TC OR OTHER INSTITUTION)**

- 61.2%** One Year (Fall 2019 Cohort)
- 45.4%** Two Year (Fall 2018 Cohort)

**Tuition & Fees**

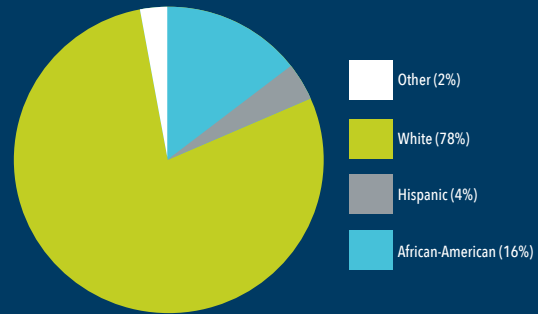
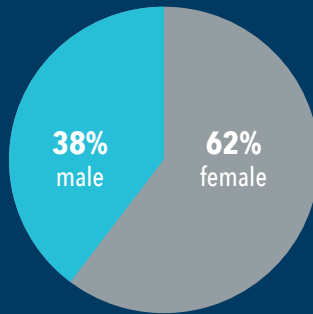
Per semester credit hour

- In-District ..... \$60
- Out-of-District..... \$119
- Non-Resident..... \$178
- General/Student Service Fees (per SCH)..... \$36
- Registration/Public Safety Fee (Per Student)..... \$50

TC currently ranks 29th in the state for tuition and fee costs—**right in the middle.**

Not only do we have one of the lowest tax rates in East Texas, but our rate is also the **12th lowest in the state.**

**TC EMPLOYEES**



**64.9%** SCH taught by full-time faculty

**22:01** student-faculty ratio

**101** full-time instructional personnel

**47** part-time instructional personnel

**118** full-time staff

**66** part-time staff

**East Texas Community College Tax Rates (2020)**

|                      | <b>M&amp;O</b> | <b>I&amp;S</b> | <b>Total</b> |
|----------------------|----------------|----------------|--------------|
| Panola               | 0.199          | 0.052          | 0.251        |
| Tyler Junior College | 0.158          | 0.042          | 0.200        |
| Angelina College     | 0.143          | 0.028          | 0.171        |
| Kilgore College      | 0.175          |                | 0.175        |
| Trinity Valley       | 0.118          | 0.044          | 0.162        |
| NTCC                 | 0.048          | 0.082          | 0.130        |
| Texarkana College    | 0.123          |                | 0.123        |
| Paris Junior College | 0.085          |                | 0.085        |

**Board of Trustees**

Board consists of seven elected members Four represent precincts and three are elected at-large.

**Library**

- Physical books ..... 51,892
- Digital/electronic books ..... 61,000
- Databases ..... 154
- Print periodicals..... 135

Sources: THECB Accountability, IPEDS, Institutional Data, TACC. Based on Fall 2019 data.