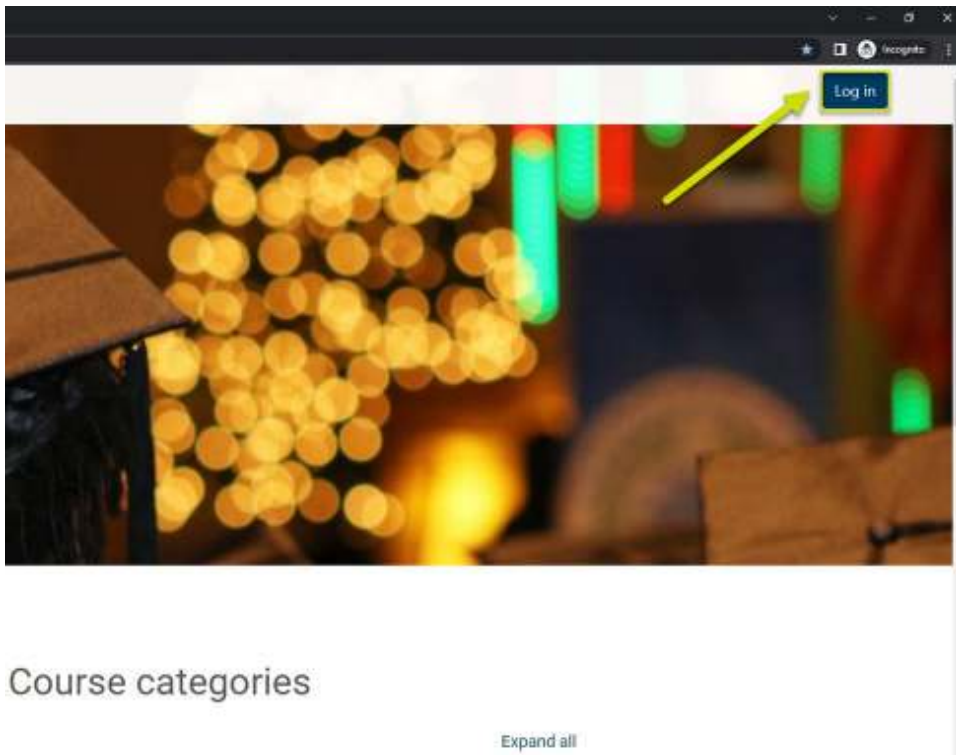
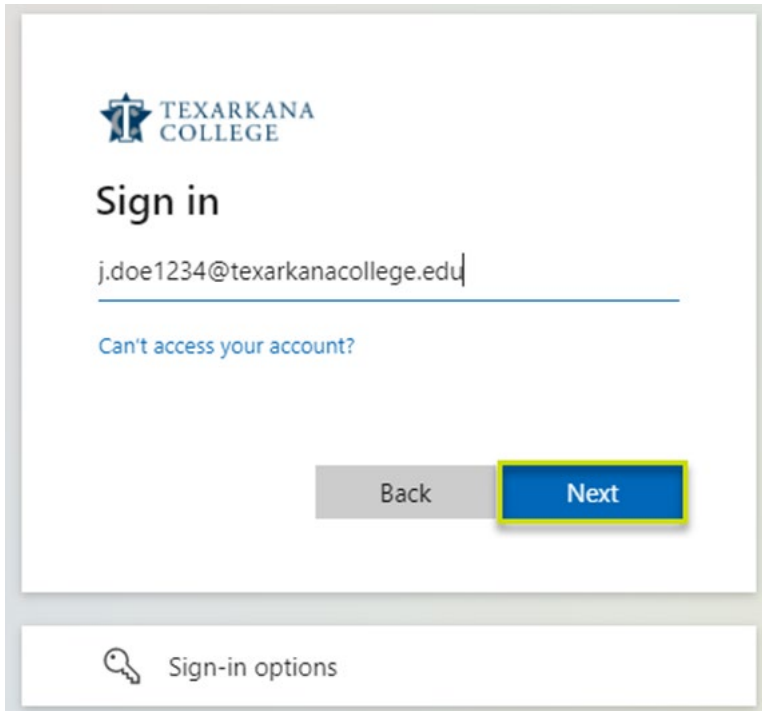


Access TC Online (Moodle)

1. Browse to <https://tconline.texarkanacollege.edu/>.
 - a. Alternatively, you can browse to <https://my.texarkanacollege.edu/>.
Under **Quick Links**, click **TC Online – Moodle LMS**.
2. On the **TC Online / Moodle** landing page, click **Log in** from the upper right corner of the window.

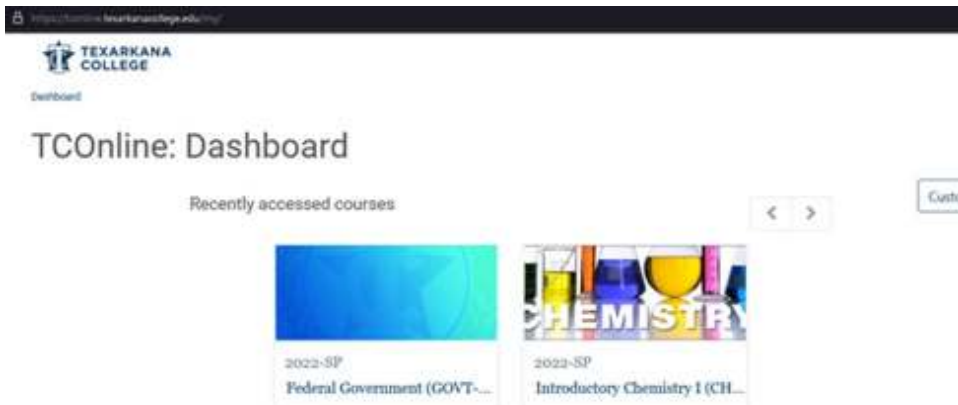


3. Log in with your TC email address and password.



The screenshot shows the Texarkana College sign-in interface. At the top left is the college logo and name. Below it is the heading "Sign in". A text input field contains the email address "j.doe1234@texarkanacollege.edu". Below the input field is a link that says "Can't access your account?". At the bottom of the form are two buttons: a grey "Back" button and a blue "Next" button with a yellow border. Below the form is a section titled "Sign-in options" with a key icon.

4. You will be redirected to the **TOnline: Dashboard**, where your available courses will be displayed.



The screenshot shows the TOnline: Dashboard page. At the top is the browser address bar with the URL "https://online.texarkanacollege.edu/my". Below it is the Texarkana College logo and the word "Dashboard". The main heading is "TOnline: Dashboard". Below the heading is a section titled "Recently accessed courses" with left and right navigation arrows. There are two course cards displayed: "2022-SP Federal Government (GOVT-..." and "2022-SP Introductory Chemistry I (CH...". A "Customize" button is visible on the right side of the dashboard.