

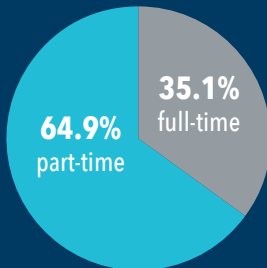
TEXARKANA  
COLLEGE



# 2018 FACT SHEET

## 4,329

total enrollment



## 1,663

dual credit enrollment

## 533

first time in college (FTIC)

## 37.9%

receive Pell

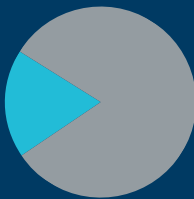
## 8,405

annual unduplicated headcount

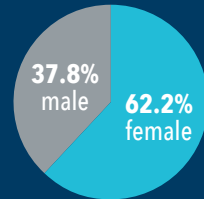
## 3,828

non-credit/continuing education

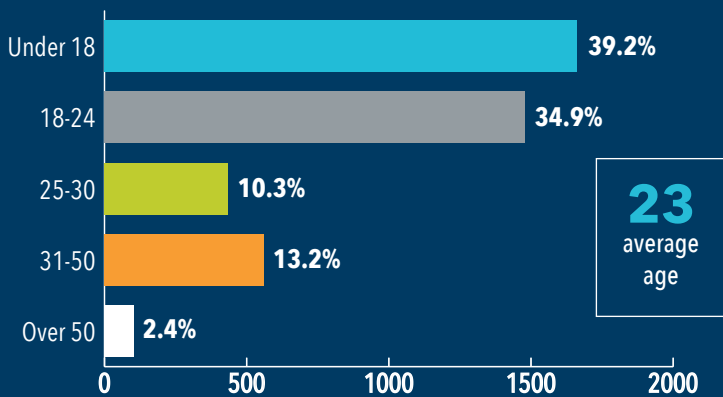
18.3%  
enrolled in  
technical  
programs



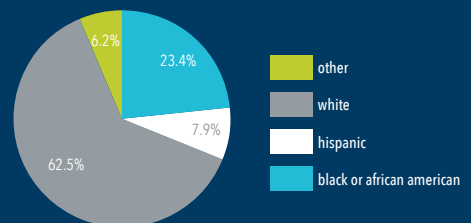
81.7%  
enrolled in  
academic  
programs



### STUDENT AGE



### RACE/ETHNICITY



## 512

associate degrees  
awarded in 2017

## 727

certificates  
awarded in 2017

### GRADUATION RATES

**34.7%** 3-Year (Fall 2014 Cohort)

**36.5%** 4-Year (Fall 2013 Cohort)

**31.1%** 6-Year (Fall 2011 Cohort)

### PERSISTENCE RATE

(AT TC OR OTHER INSTITUTION)

**60.9%** One Year (Fall 2016 Cohort)

**54.0%** Two Year (Fall 2015 Cohort)

**3.6 years** average time  
to associate degree

**76** average SCH to associate degree

**89.4%** certification and licensure  
pass rate (2017)

**\$11,554** average student debt

**36.8%** students with debt

# 2,630

FTE enrollment

# \$41,705,093

total assets as of August 31, 2018

## Tuition & Fees

In-District ..... \$54

Out-of-District..... \$108

Non-Resident..... \$159

General/Student Service Fees  
(per SCH)..... \$35

Registration/Public Safety Fee  
(Per Student)..... \$50

# \$8,256,197

TC Foundation net position as of August 31, 2018

# 199

total faculty members

# 66.8%

SCH taught by full-time faculty

# 21:01

student-faculty ratio

## Operating Budget (FY 2018)

	Reported Values	Per FTE Enrollment
<b>TOTAL CORE REVENUES</b>	<b>\$31,235,244</b>	<b>\$11,877</b>
Tuition and Fees	\$6,617,193	\$2,516
State Appropriations	\$8,834,966	\$3,359
Local Appropriations	\$5,834,054	\$2,218
Government Grants and Contracts	\$9,604,181	\$3,652
Private Gifts, Grants, and Contracts	\$40,936	\$16
Investment Income	\$(262,207)	\$(100)
Other Core Revenues	\$566,121	\$215
<b>TOTAL CORE EXPENSES</b>	<b>\$31,075,799</b>	<b>\$11,816</b>
Instruction	\$2,405,096	\$4,962
Academic Support	\$4,380,326	\$914
Institutional Support	\$2,332,353	\$1,666
Student Services	\$7,042,807	\$887
Other core Expenses	\$29,211,894	\$2,678

# 99

full-time instructional personnel

# 100

part-time instructional personnel

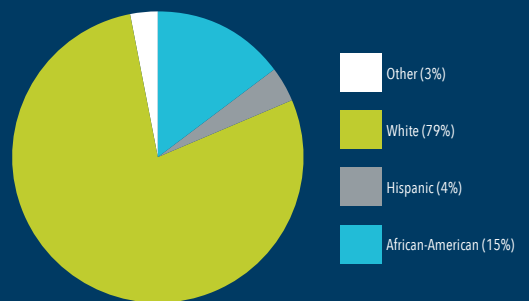
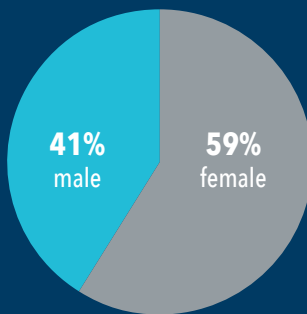
# 119

full-time staff

# 45

part-time staff

## EMPLOYEE DIVERSITY



## East Texas Community College Tax Rates (2018-2019)

	M&O	I&S	Total
Panola	0.206	0.065	0.270
Tyler Junior College	0.158	0.042	0.200
Angelina College	0.142	0.039	0.181
Kilgore College	0.175		0.175
Trinity Valley	0.139		0.139
NTCC	0.079	0.051	0.130
Texarkana College	0.118		0.118
Paris Junior College	0.085		0.085

## Board of Trustees

Seven board members elected  
Four by precinct and three at-large

## Library

Physical books ..... 43,583  
 Digital/electronic books ..... 28,549  
 Databases ..... 82  
 Print periodicals..... 155  
 Electronic books (approx.)..... 126,000

Sources: THECB Accountability, IPEDS, Institutional Data, TACC