

TEXARKANA  
COLLEGE

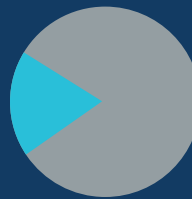


# 2020 FACT SHEET

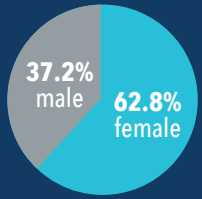
## 7,561

annual unduplicated headcount, including all credit & continuing education students

18.3%  
enrolled in  
technical  
programs

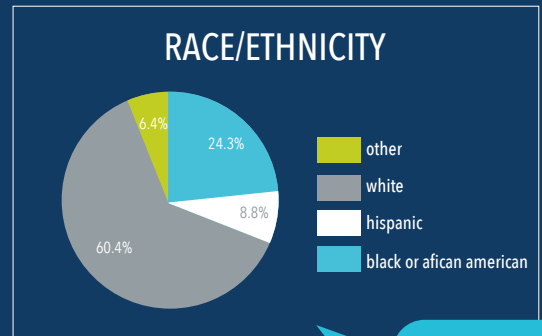
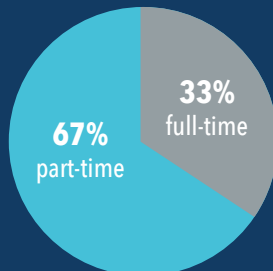


81.7%  
enrolled in  
academic  
programs



## 5,062

annual unduplicated headcount for credit students



## 4,087

fall for-credit enrollment

## 1,753

fall dual credit enrollment

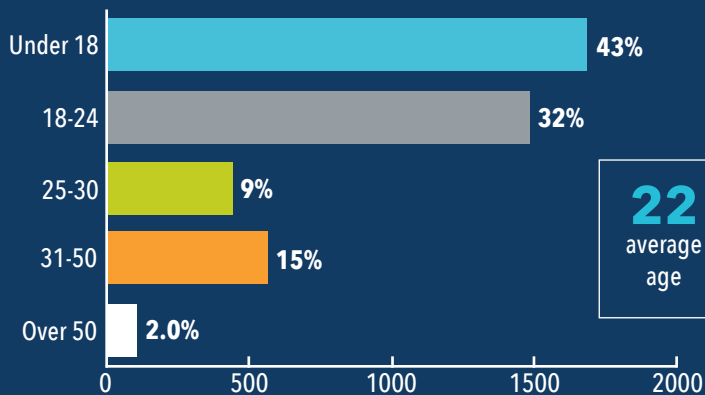
## 463

fall first time in college (FTIC)

## 76%

first time in college have received Pell

### STUDENT AGE



22  
average  
age

TC has the **3rd highest** percentage of enrollment for African American students in Texas.

## 495

associate degrees  
awarded in 2018

## 604

certificates  
awarded in 2018

TC offers 14 unique technical programs and 12 academic degrees.



At **49.7%**, TC has the highest 3-year completion rate among Texas community colleges, compared to the state average of **24.2%**.

**GRADUATION RATES**

- 49.7%** 3-Year (Fall 2016 Cohort)
- 52.7%** 4-Year (Fall 2015 Cohort)
- 40.7%** 6-Year (Fall 2013 Cohort)

**PERSISTENCE RATE**

- (AT TC OR OTHER INSTITUTION)
- 63.5%** One Year (Fall 2018 Cohort)
  - 43.2%** Two Year (Fall 2017 Cohort)

**3.4 years** average time to associate degree

**70** average SCH to associate degree compared to the state average of 81

**97.5%** certification and licensure pass rate (2018)

**\$12,589** average student debt

**38.3%** students with debt

TC has the **1st highest** percent of degrees and certificates awarded to African American students.

It takes students an average of **3.4 years** to graduate from TC, compared to the state average of 3.9 years.

**Tuition & Fees**

Per semester credit hour

- In-District .....\$60
- Out-of-District.....\$119
- Non-Resident.....\$178
- General/Student Service Fees (per SCH).....\$36
- Registration/Public Safety Fee (Per Student).....\$50

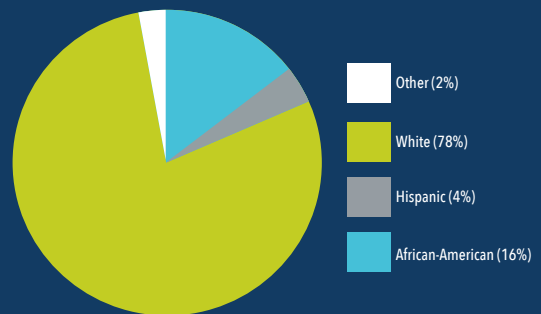
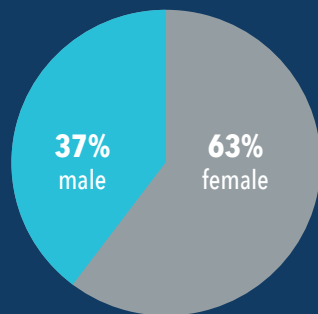
TC currently ranks 26th in the state for tuition and fee costs—**right in the middle.**

Not only do we have one of the lowest tax rates in East Texas, but our rate is also the **8th lowest in the state.**

**East Texas Community College Tax Rates (2019)**

	M&O	I&S	Total
Panola	0.026	0.065	0.270
Tyler Junior College	0.158	0.041	0.200
Angelina College	0.142	0.039	0.181
Kilgore College	0.175		0.175
Trinity Valley	0.115	0.047	0.162
NTCC	0.079	0.051	0.130
Texarkana College	0.123		0.123
Paris Junior College	0.085		0.085

**TC EMPLOYEES**



**65.8%** SCH taught by full-time faculty

**22:01** student-faculty ratio

**101** full-time instructional personnel

**58** part-time instructional personnel

**118** full-time staff

**41** part-time staff

**Board of Trustees**

Board consists of seven elected members. Four represent precincts and three are elected at-large.

**Library**

- Physical books ..... 45,803
- Digital/electronic books ..... 28,549
- Databases ..... 140
- Print periodicals..... 135
- Electronic books (approx.)..... 126,000

Sources: THECB Accountability, IPEDS, Institutional Data, TACC. Based on Fall 2019 data.