

TEXARKANA
COLLEGE

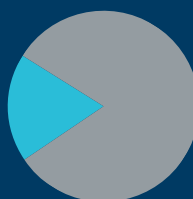


2019 FACT SHEET

8,165

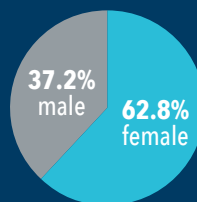
annual unduplicated
headcount, including
all credit & continuing
education students

18.7%
enrolled in
technical
programs



81.3%
enrolled in
academic
programs

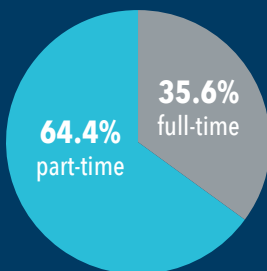
37.2%
male
62.8%
female



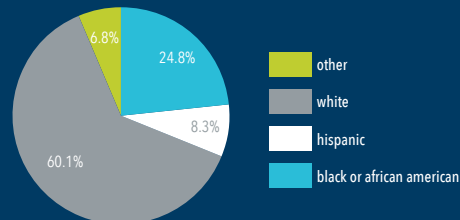
5,260

annual unduplicated
headcount for credit
students

64.4%
part-time
35.6%
full-time



RACE/ETHNICITY



4,234

fall for-credit enrollment

1,767

fall dual credit enrollment

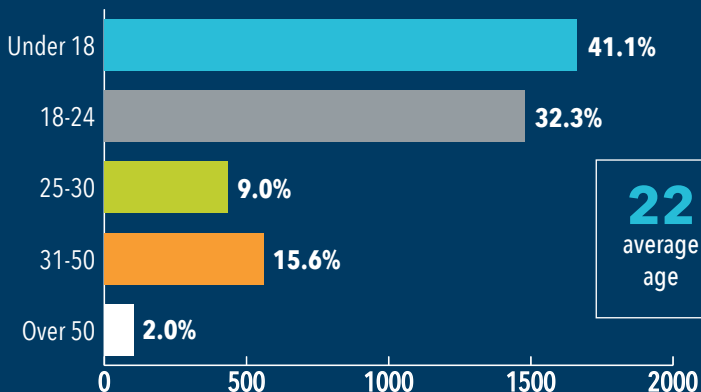
532

fall first time in college (FTIC)

38.4%

received Pell

STUDENT AGE



22
average
age

TC has the **3rd highest** percentage of enrollment for African American students in Texas.

476
associate degrees
awarded in 2018

691
certificates
awarded in 2018

TC offers 14 unique technical programs and 12 academic degrees.



At **45.8%**, TC has the highest 3-year completion rate among Texas community colleges, compared to the state average of **22.8%**.

TC has the **2nd highest** percent of degrees and certificates awarded to African American students.

GRADUATION RATES

- 45.8%** 3-Year (Fall 2015 Cohort)
- 39.2%** 4-Year (Fall 2014 Cohort)
- 46.3%** 6-Year (Fall 2012 Cohort)

PERSISTENCE RATE

- (AT TC OR OTHER INSTITUTION)
- 59.5%** One Year (Fall 2017 Cohort)
 - 44.8%** Two Year (Fall 2016 Cohort)

3.4 years average time to associate degree

72 average SCH to associate degree

89.4% certification and licensure pass rate (2017)

\$11,497 average student debt

36.2% students with debt

It takes students an average of **3.4 years** to graduate from TC, compared to the state average of 4.1 years.

Tuition & Fees

Per semester credit hour

- In-District\$56
- Out-of-District.....\$112
- Non-Resident.....\$167
- General/Student Service Fees (per SCH).....\$36
- Registration/Public Safety Fee (Per Student).....\$50

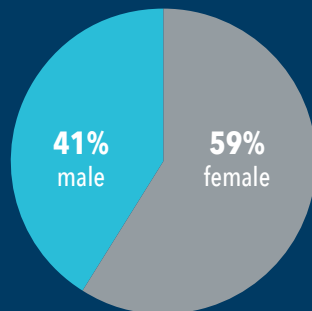
TC currently ranks 28th in the state for tuition and fee costs—**right in the middle.**

Not only do we have one of the lowest tax rates in East Texas, but our rate is also the **8th lowest in the state.**

East Texas Community College Tax Rates (2019)

	M&O	I&S	Total
Panola	0.194	0.063	0.257
Tyler Junior College	0.154	0.046	0.200
Angelina College	0.139	0.041	0.181
Kilgore College	0.175		0.175
Trinity Valley	0.139		0.139
NTCC	0.053	0.077	0.130
Texarkana College	0.118		0.118
Paris Junior College	0.085		0.085

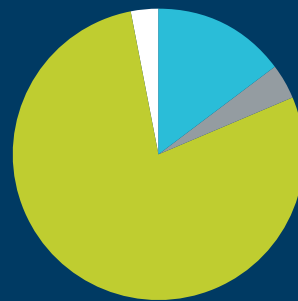
TC EMPLOYEES



61.8% SCH taught by full-time faculty

22:01 student-faculty ratio

99 full-time instructional personnel



105 part-time instructional personnel

119 full-time staff

45 part-time staff

Board of Trustees

Board consists of seven elected members. Four represent precincts and three are elected at-large.

Library

- Physical books 43,583
- Digital/electronic books 28,549
- Databases 82
- Print periodicals..... 155
- Electronic books (approx.)..... 126,000

Sources: THECB Accountability, IPEDS, Institutional Data, TACC. Based on Fall 2018 data.