


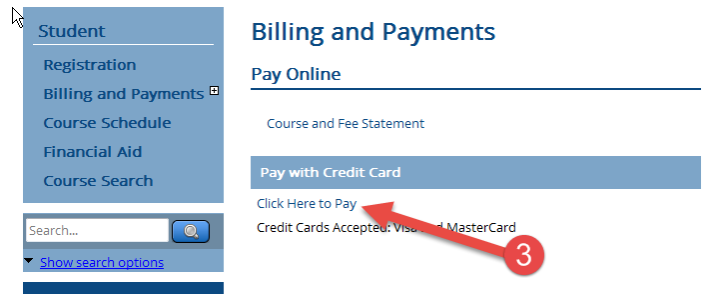
To pay your bill in full:

1) Log in to myTC and click on the Student tab

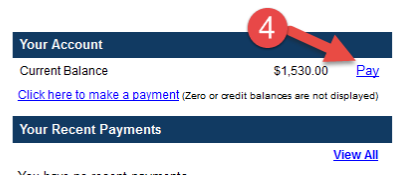
2) Click on Billing and Payments



3) Click on 'Click Here to Pay' under 'Pay with Credit Card'



4) You will be redirected to the Payment Gateway. Click on 'Pay'.



5) Click on 'Checkout'.



6) Enter your credit card information and complete the checkout process.

Please enter your credit card information and click on the 'Continue Checkout' button.

Credit Card Number **6**

Expiration Month



Expiration Year

Cardholder Name

Address Enter the address where you receive the bill for this card.

City

State/Province/Region


We accept:  

For setting up an installment plan, see next page.

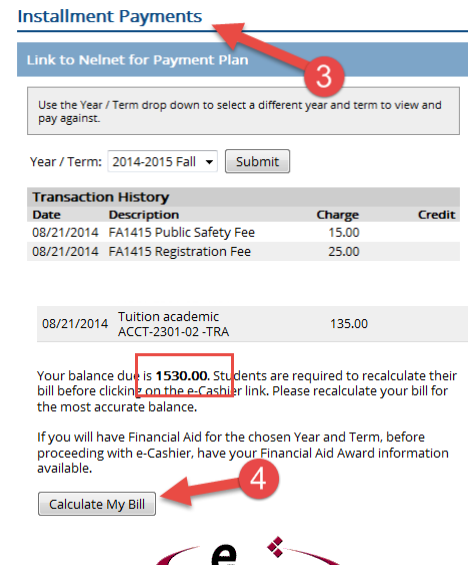
To setup an installment plan:

1) Log in to myTC and click on the Student tab

2) Click on Billing and Payments



3) On the RIGHT side of the screen is where you can set up an installment option.



4) Click the 'Calculate My Bill' button. This refreshes the displayed amount with the most current values.

5) Click on 'Monthly Payment Plan' and enter your credit card information on the screen that follows.

and Term, before proceeding with e-Cashier, have you



6) You will be redirected to the e-Cashier site. Follow the steps by clicking the 'Next Step' button at the bottom of the screen and entering the requested information.

