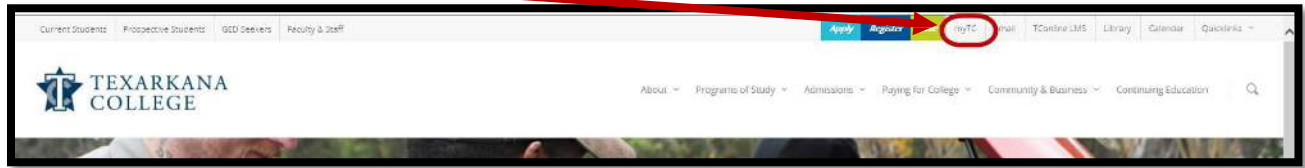
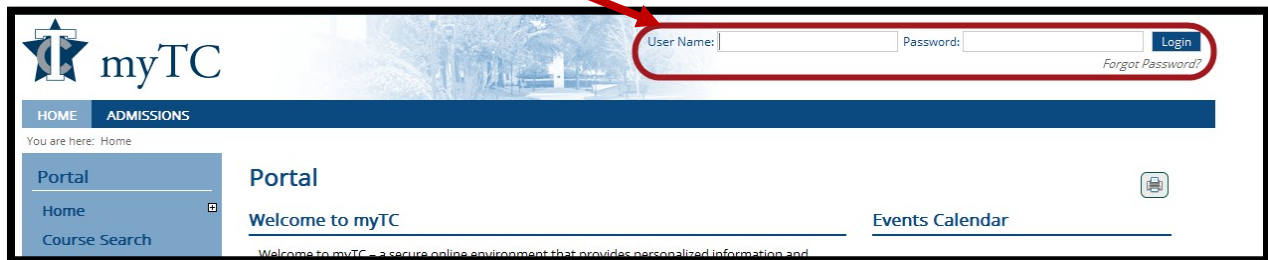


How to access online courses


1. Go to the Texarkana College home page @ <https://www.texarkanacollege.edu> and click on the **MYTC** link.



2. Log in with your **TC username and password.**



3. Once you are logged in, click on the **STUDENT** tab.



4. Once your STUDENT tab opens scroll to find the 'All My Courses' section. Inside you'll see links to your current term courses regardless of which LMS your course uses.

All My Courses

Some links may open in a new tab or window.

If you do not see the new tab or window allow pop-ups in your browser.

Current Courses ▾

2019-2020 Spring

My 2019-2020 Spring Course List

Code	Course name	Grade	Schedule
MUAP 1169 (01 TRA)	Applied Piano	=	
MUAP 1192 (01 TRA)	Applied Composition	=	

If your course starts in the fall and continues into the spring semester – this applies mainly to dual credit courses, you may need to use the 'Current Courses' menu to switch to Past Courses to locate your course.

You will need to have your pop-up blocker turned off in the browser you are using, or at least allow pop-ups for texarkanacollege.edu.

If you are using Firefox or Internet Explorer, a reminder to turn them off will show up.

If you are using Safari on a Mac, the reminder will not show up. You just need to make sure the blocker is off. If you do not, nothing will happen.